





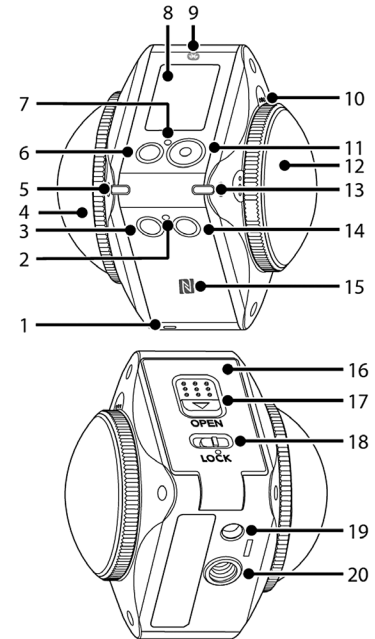
KODAK PIXPRO 4KVR360

360° VR CAMERA

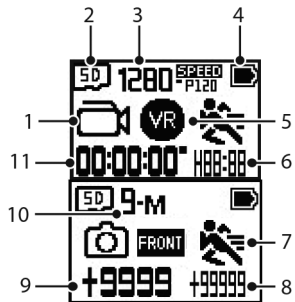


Camera Body Layout





1. Top Half
2. Wi-Fi Indicator
3.  Wi-Fi Indicator / Direction Button (down) / Remote Control Pairing (press and hold)
4. Lens B (235°)
5. Lens Status Indicator B
6.  Power Button
7. Status Indicator
8. LCD
9. BLUETOOTH Logo / Mark
10. Exterior Microphone (Stereo)
11.  Video Recording Button / Photo Shooting Button / OK Button
12. Lens A (155°)
13. Lens Status Indicator A
14.  Menu Button / Direction Button (up) / Mode Switching (press and hold)
15. NFC Logo / Mark
16. Battery Cover Door
17. Battery Cover Open Toggle Switch
18. Battery Cover Door Lock
19. Positioning Mount Receptor
20. 1/4" Screw Socket



Main Camera Interface



1. Camera Modes:

-  Movie Mode
-  Snap Shot Photo Mode
-  High-Speed Movie Mode
-  Burst Mode

2. Memory Card

3. Movie Size:

- VR** 3840-∞_{P24} / 3840-1920_{P15} / 1920-960_{P30} / 1280-**SPEED**_{P120}
- DOME** 2880-2880_{P24} / 1920-1920_{P30}
- FRONT** 4K-P30 / FHD-Ultra_{P60} / FHD-middle_{P60} / FHD-narrow_{P60} / HD-P60 / HD-**SPEED**_{P120}

4. Battery Status

5. Display Mode: **VR** 360° Spherical / **DOME** 235° Dome / **FRONT** 197° 4K Ultra Wide

6. Remaining Recording Time: **HH:MM** HH:MM / **MM:SS** MM:SS / **--:--** none

7. Motion Detection (On)

8. Number of Remaining Shots **+99999** (“+9999” will be displayed when the SD card exceeds the maximum available display number) / **----** none

9. Existing Document in the Memory Card: **+99999** (“+9999” will be displayed when the SD card exceeds the maximum available display number)

10. Photo Size: **VR** 27M[∞] / 15M[∞] / 27M / 15M
DOME 13M **FRONT** 9-M / 8-M

11. Time Recording the Movie **00:00:01**